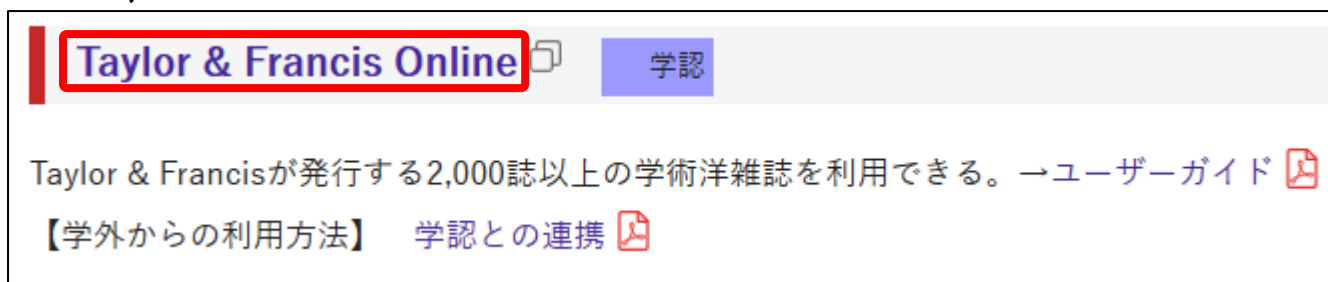


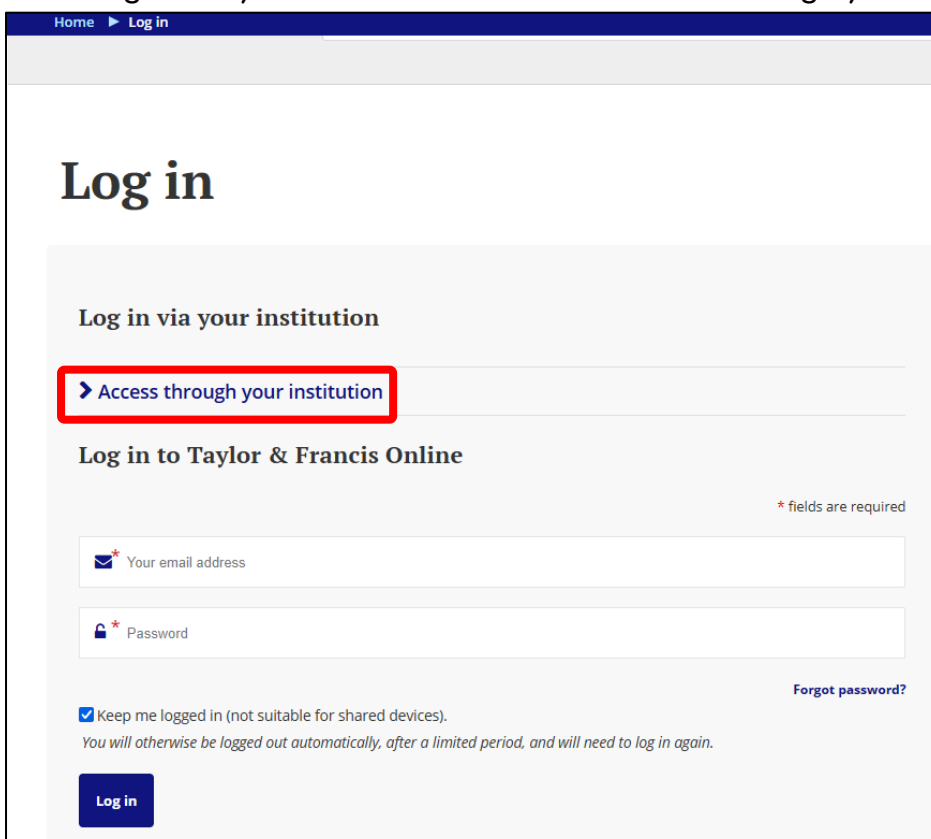
1. 「Taylor & Francis Online」のタイトルをクリックします。



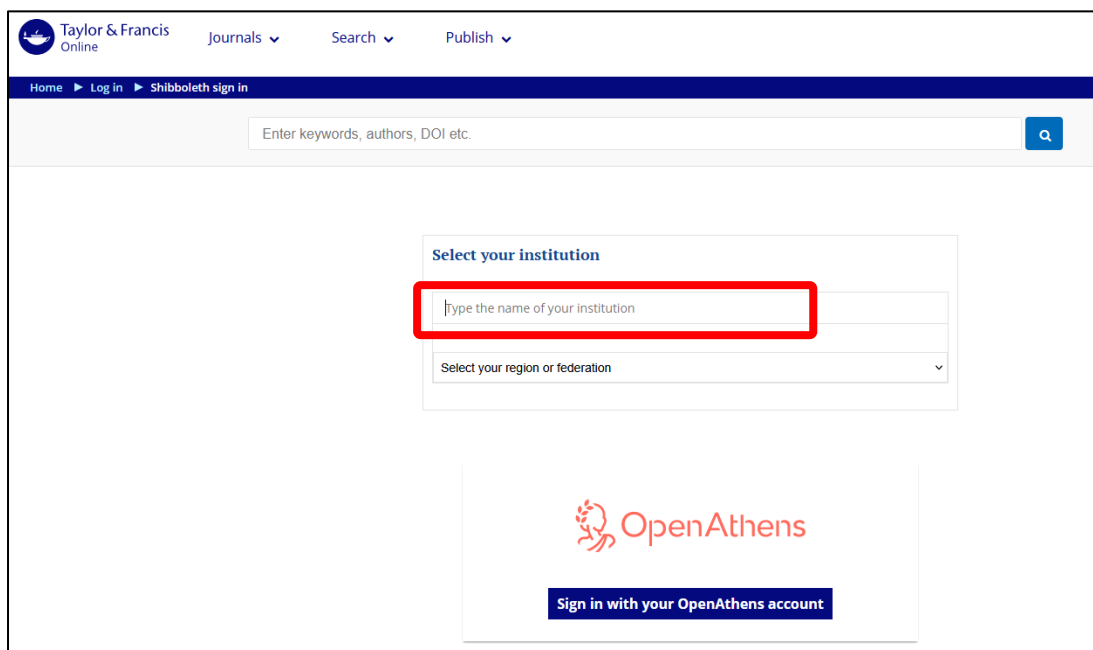
2. 右上の「Log in」をクリックします。



3. 「Log in via your institution」の「> Access through your institution」をクリックします。



#### 4. 「Hiroshima University of Economics」と入力してログインします。

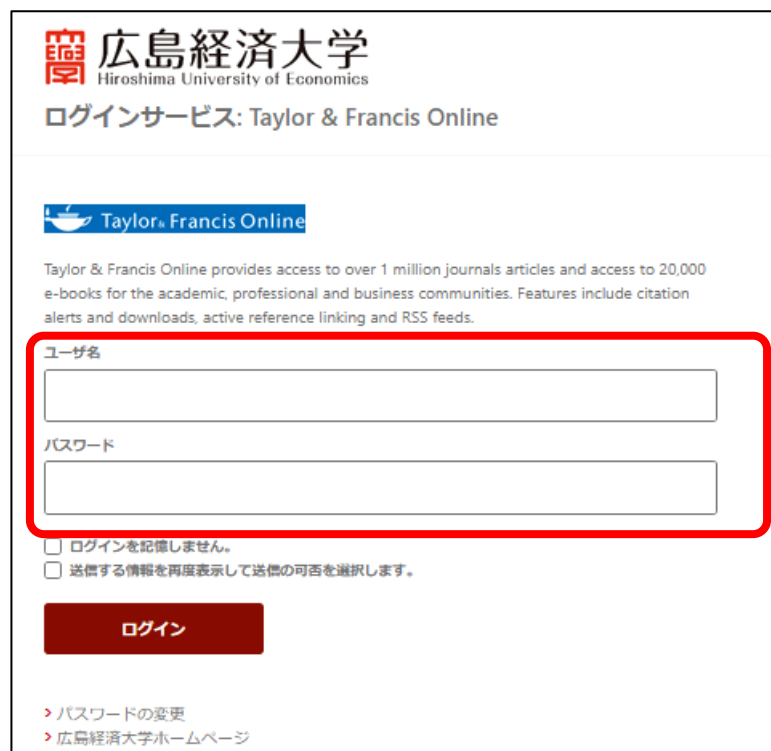


The image shows the Taylor & Francis Online login page. At the top, there is a navigation bar with links for Journals, Search, and Publish. Below this is a search bar with the placeholder text "Enter keywords, authors, DOI etc.". The main content area is titled "Select your institution". It contains a text input field with the placeholder "Type the name of your institution" and a dropdown menu labeled "Select your region or federation". Below this is a large red "OpenAthens" logo and a blue button that says "Sign in with your OpenAthens account".



This image is a close-up of the "Select your institution" dropdown menu. The text "hiroshima" is entered into the search field. The dropdown list shows "Hiroshima University of Economics" as the selected option, which is highlighted with a red box. A mouse cursor is pointing at the selected option.

#### 5. HUE NAVI に入る時と同じユーザ名とパスワードを入力してログインしてください。



The image shows the Hiroshima University of Economics (HUE) login page. At the top, there is a logo for Hiroshima University of Economics and the text "ログインサービス: Taylor & Francis Online". Below this is a blue button that says "Taylor & Francis Online". The main content area contains a text input field for the username, labeled "ユーザ名", and a password input field, labeled "パスワード". Both fields are highlighted with a red box. Below the password field are two checkboxes: "ログインを記憶しません。" and "送信する情報を再度表示して送信の可否を選択します。". At the bottom is a red button labeled "ログイン".

6. 「Taylor & Francis Online」のページが開き 上部中央に「Hiroshima University of Economics」が表示されていれば、Login 完了です。

